



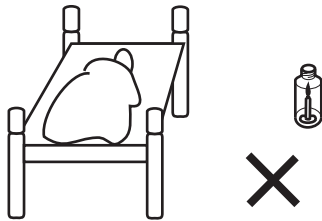
FIRE SAFETY

PREVENTION

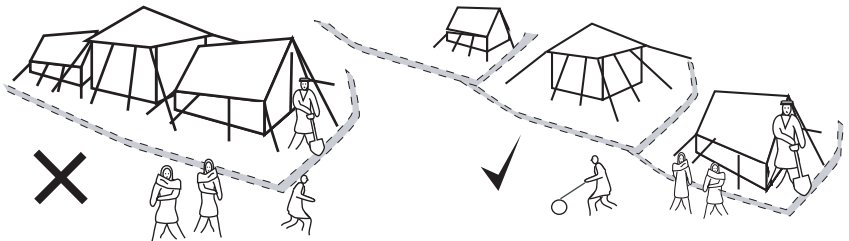
- NO open fires or bare flames inside tents




- candles must be placed in lamps or in jars




- never leave a candle lit while sleeping or when leaving the tent



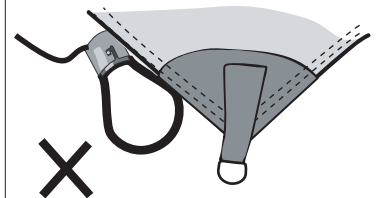
- tents walls must be a minimum of 16ft. apart.



- stoves must not touch tent walls
- chimneys should go through a solid wall or through a fire-proof plate.



- do not smoke inside tents




- electric light bulbs must be at least 6 inches from the tent canvas

PREPAREDNESS



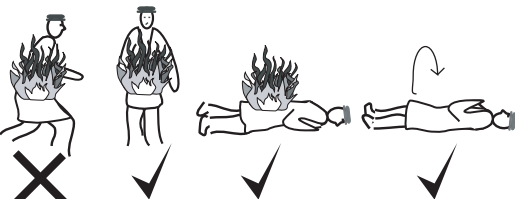
set up community fire committees, for training and fire fighting.



- make fire stations with buckets, sand, fire beaters and fire extinguishers

IN CASE OF FIRE

clothes on fire




STOP, DROP AND ROLL
if your clothes are on fire,
STOP where you are,
DROP to the ground and
ROLL to extinguish the flames

tent on fire



- check that there is no-one inside.
THEN knock down the tent.
This will help stop the fire from spreading.

burns



cool the burn area with cold water or a wet cloth immediately